

How to Ask Questions



BASS CONNECTIONS

Rose Graves¹, J.J Moncus², Thomas Nadelhoffer², Walter Sinott-Armstrong^{2,3}, Gus Skorburg²

Bass Connections in Education & Human Development

¹Statistical Science, ²Philosophy, ³Neuroscience,

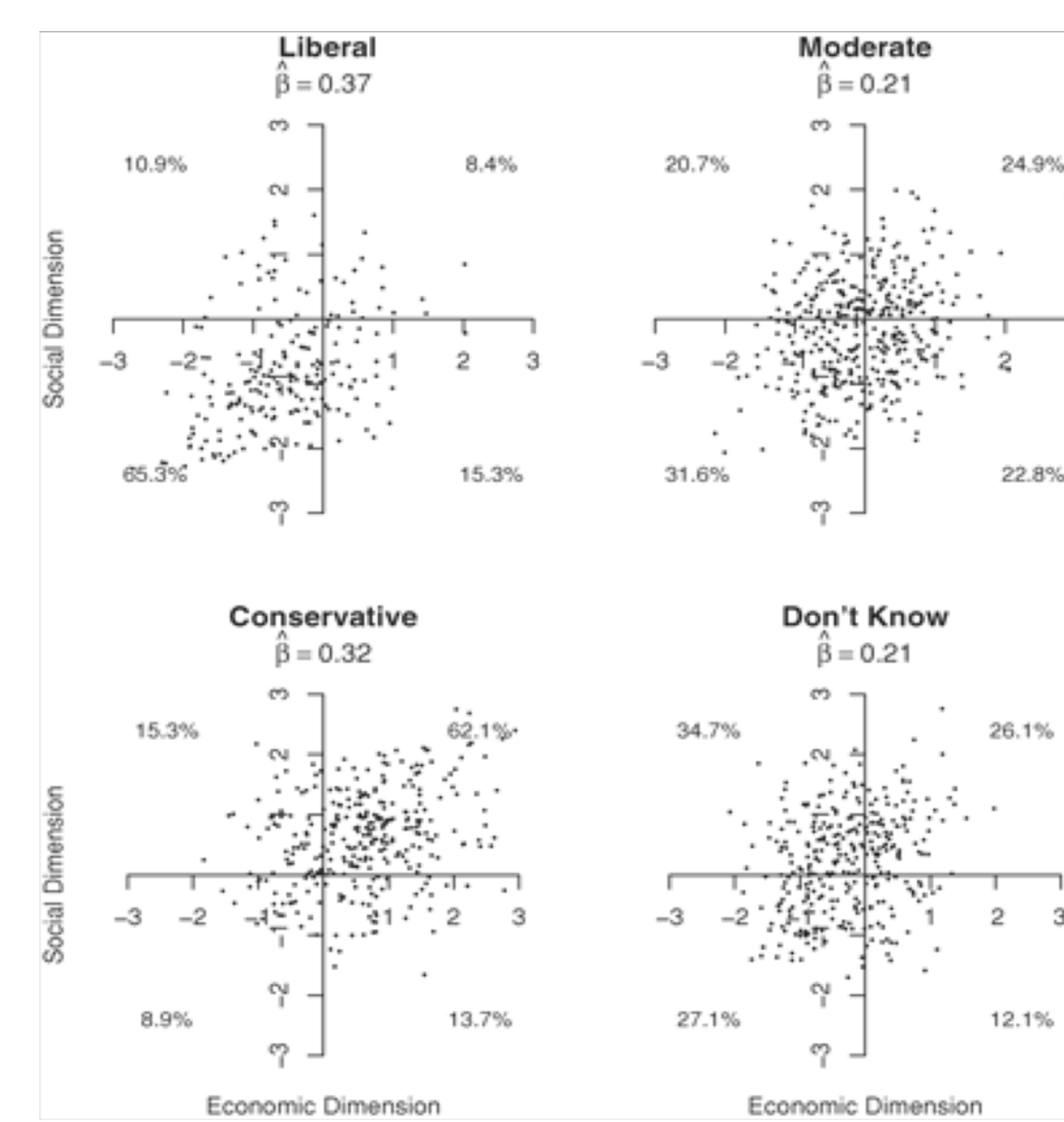
Political Ideology & Political Polarization

Humility & Political Polarization?

Conservatism

Background

- The main driving question behind our research was: Do liberals and conservatives agree on what it means to be “liberal” and “conservative”?
- Ideology was chosen as it represents a measure of someone’s perspective on multiple issues.




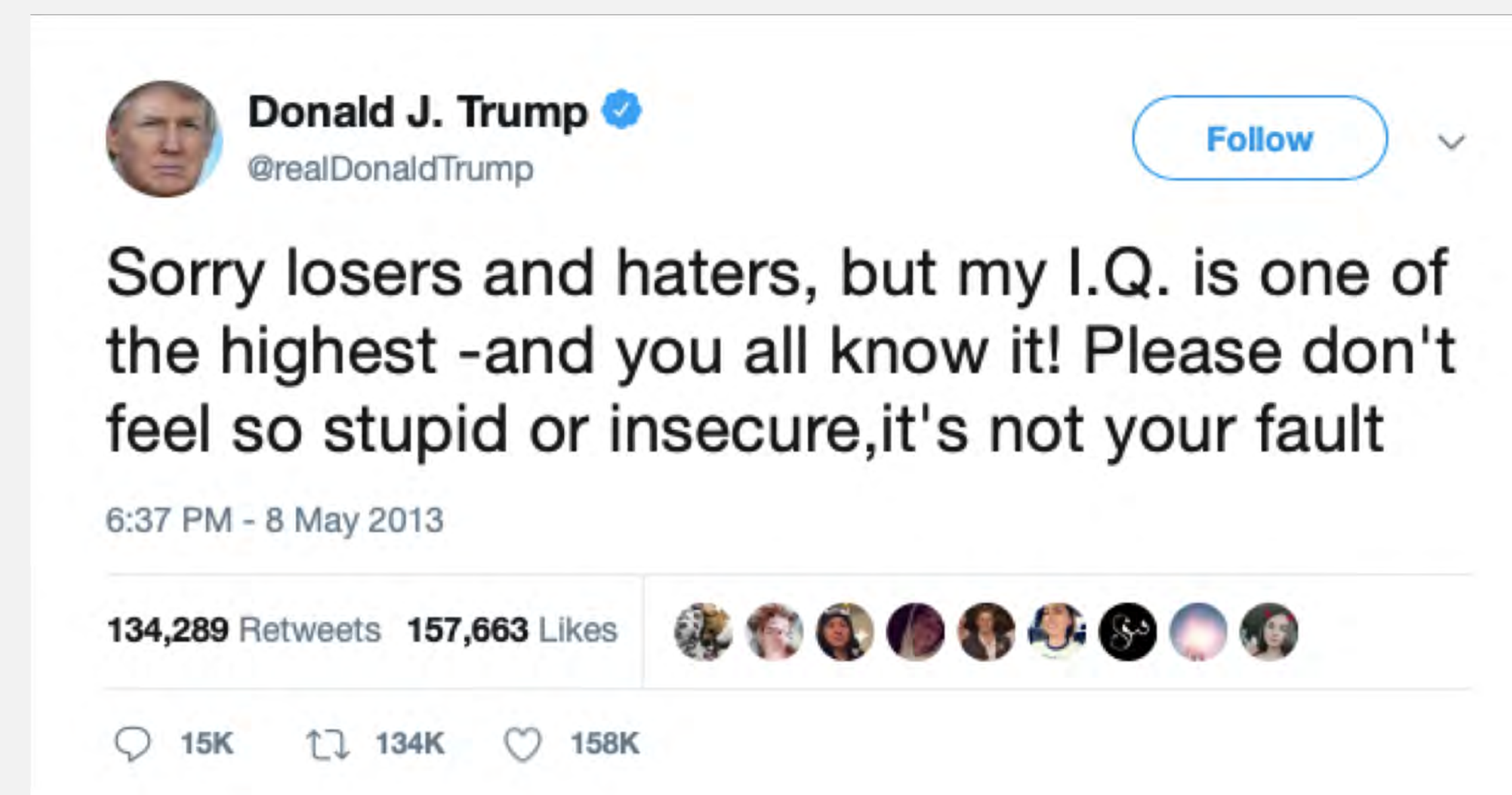
Treier and Hillygus (2009)

Data & Methods

- A study on Mtruk was conducted collecting data on their political ideology and how strongly participants associate political statements with liberals and conservatives.
- Examples of these statements include:
 - “There should be a nationwide ban on the death penalty”
 - “Immigrants burden the U.S. by taking jobs and housing”
 - “America has an obligation to help other countries in need”

Results

- Liberals and Conservatives use different sorting mechanisms when deciding what statements are associated with liberals and which are associated with conservatives.
- Conservatives look for your position on a given issue
- Liberals look for your position regarding “marginalized groups”



Humility

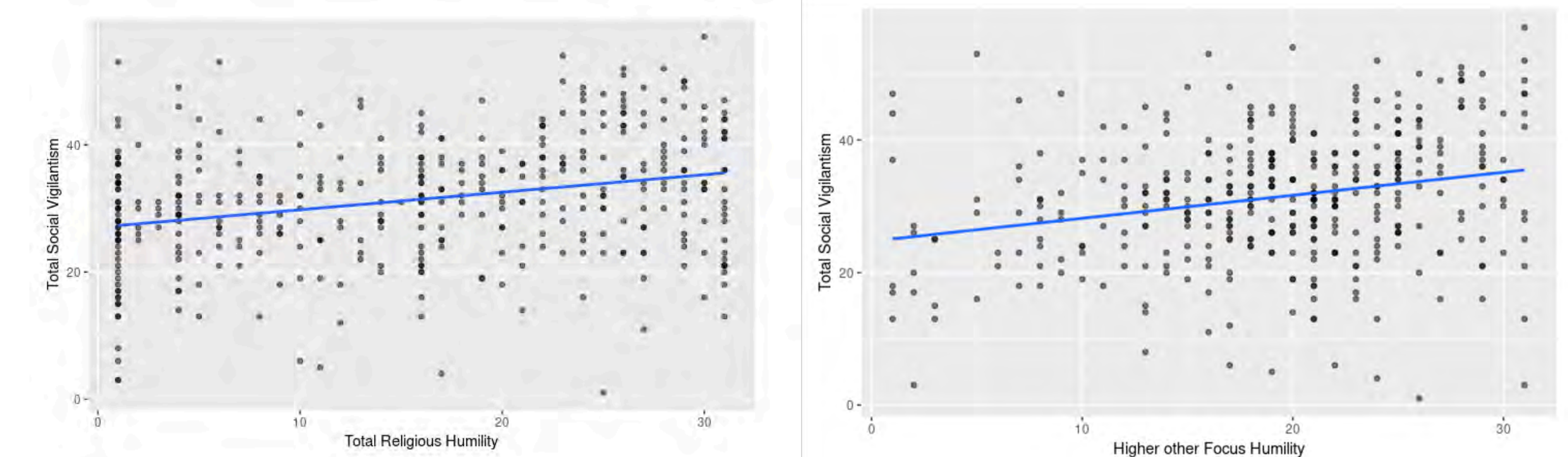
Background

- The two main driving questions behind our research are first, what are some correlates and causes of polarization? Second, what can be done to stem its tide? To answer the first question, we need to explore the cultural, political, and technological developments that have accompanied increasing polarization. In addition, one would need to specify psychological correlates and causes. Regarding the second, how can we manipulate these correlates and causes to reduce polarization at an individual level.
- We want to first explore the relationship between polarization and multiple constructs including: humility, modest, dogmatism and social vigilantism.

Data & Methods

- Mtruk participants completed a survey gathering data on their political ideology and party, their different humility levels, their social vigilantism and animosity levels. N = 392

Results



- Correlation Plot 1: More religiously humble -> more socially vigilant r = .29
- Correlation Plot 2: Higher other focus -> more socially vigilant r = .25